

4 X 4 LUMIÈRE LIGHT WALL (NO LIGHTS)


LUMIÈRE LIGHT WALL
PRODUCT CODE: LLW4X4NL



On frame On graphic



Graphic Endcaps (Optional)



Frame

PRODUCT DESCRIPTION

Introducing the Lumière Light Wall! A combination of innovative silicone-edge graphics and RPL fabric pop ups offers an easier and more cost effective SEG option. This SEG style display has the depth of the RPL so you can expose more of your message using endcap graphics. The Lumière shrinks down in size - simply collapse the geometric frame and the SEG bungeed channel bars, and fold or roll the fabric graphics. Setup can be done by 1 person and in 5-10 minutes. SEG portability is easy and stylish.

DISPLAY DIMENSION	117.75" W x 117.75" H x 14.5" D
-------------------	---------------------------------

GRAPHIC DIMENSIONS

MAIN GRAPHIC	118.5" W x 118.5" H
END CAP GRAPHIC	14.25" W x 118.5" H

GRAPHIC MATERIAL

Stretch Fabric

GRAPHIC FINISHING

Silicone beading is sewn around the perimeter of the fabric graphic. Silicone beading is hidden from view once installed.

DISPLAY CONSTRUCTION

Aluminum Frame

SHIPPING WEIGHTS & DIMENSIONS

Shipping Weight	41 lbs (frame only) 44 lbs (with graphics)
Shipping Dimensions	34" L x 14" W x 13" H

LARGE QUANTITY FREIGHT

Freight Shipping	15 boxes per 48" L x 40" W x 58" H skids
Freight Weight	492 lbs (frame only) 528 lbs (with graphics)

GRAPHIC TURN AROUND TIME

2 business days after proof approval

AVAILABILITY	CA and PA
--------------	-----------



Bungeed SEG Channel Bars



Adjustable Feet



Channel Bars on Frame

4 X 4 LUMIÈRE LIGHT WALL (NO LIGHTS)

LUMIÈRE LIGHT WALL
PRODUCT CODE: LLW4X4NL

AVAILABLE ACCESSORIES



Lumiere Front Lit -
Black Light LED



Lumiere Front Lit -
Silver Light LED



Lumiere Black Light
(150 W)



Lumiere Silver Light
(150 W)




T135 LED Light




LED Light Bracket



Stabilization Feet



Monitor Bracket



Shelf



Straight Connector



L Link Connector



La Caja Case



Tahoe Case



Hard Case Podium



Medium Hard Case



Half Hard Case



Genie Counter Case

4 X 4 LUMIÈRE LIGHT WALL (NO LIGHTS)

LUMIÈRE LIGHT WALL
PRODUCT CODE: LLW4X4NL

PARTS LIST




Qty 1 - Pop Up Frame



Qty 4 - 4 Section Channel Bars



Qty 2 - 4 Section Channel Bars



Qty 4 - Top & Bottom Endcaps



Qty 2 - Channel Bar Bags



Qty 1 - Carry Bag

4 X 4 LUMIÈRE LIGHT WALL (NO LIGHTS)

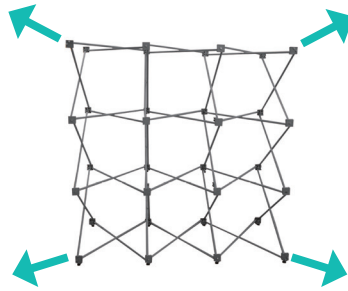
LUMIÈRE LIGHT WALL
PRODUCT CODE: LLW4X4NL

SET UP INSTRUCTIONS

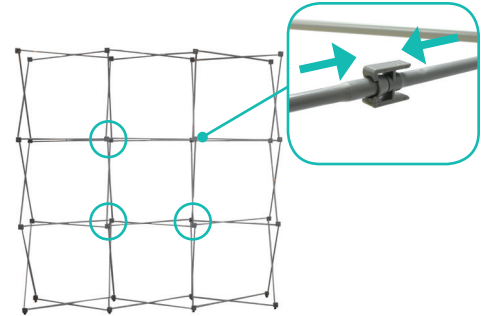
Set Up Pop Up Frame



a. Place frame with the adjustable feet facing down.

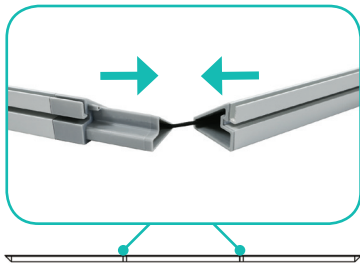


b. Expand the frame.

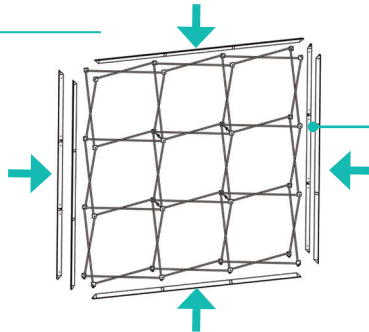


c. Close frame by pushing the outside of the frame until male and female ends connect.


Insert Channel Bars



a. Expand each channel bar. Follow bungee to connect.



b. Attach channel bars to frame.



c. Slide channels bars onto frame, from top to bottom, then secure onto metal peg.



d. Attach the top and bottom end-caps on each side of the frame.

Install Graphic



a. In each corner, insert the silicone edge beading into the groove.



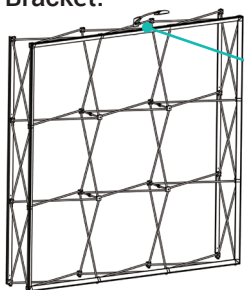
b. Then insert the remainder of the beading.



c. Repeat graphic installation on the end caps.

Optional Accessories

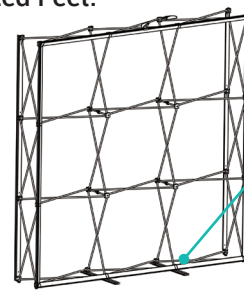
Light Bracket:



a. Snap the LED Light Bracket on top of the frame. Then slide the LED Light onto the bracket.



Stabilized Feet:



a. From the back, lift frame and insert adjustable feet onto stabilized feet. Then slide stabilized feet toward and insert onto the adjustable feet.

